


FIND A DOCTOR OR HOSPITAL

Estimate Your Medical Costs & Learn Ways to Save


The Blue KC **Doctor and Hospital Finder** with the built-in **Cost Estimator Tool** helps you make more informed decisions about your health.

- Narrow search using filters
- Estimate costs
- Find out networks a provider participates
- Learn about treatment options
- Understand treatment timelines
- Read and write provider reviews
- Compare providers
- Review doctor quality information



START YOUR SEARCH

Log into MyBlueKC.com, select **FIND CARE**, then select **FIND A DOCTOR OR HOSPITAL** to find the most up-to-date search results for doctors, hospitals or other healthcare providers in your network.




Use categories to estimate your medical costs based on procedure or treatment type, plus ways to save!

Costs for procedures - Get cost estimates for medical procedures, such as "MRI," "flu shot" or "eye exam"

Treatment timelines - Search treatment information for long-term medical conditions that include stages of healing, such as "total knee replacement" or "coronary bypass surgery"

Condition information - Search conditions such as "deviated septum" or "lumbar (low back pain)" and read medical information to find treatment options and doctors, which can provide insights into how you can lower your total costs and the support you might need

GET MORE FROM YOUR SEARCH



Use categories to expand your search and feel more empowered with your healthcare decisions:

- Search by Location** - Search by city or ZIP
- Search by Plan** - Your plan's network should display, but if it does not, you can find your network name at the top of your Blue KC member ID card
- Search by Category**
- **Name of doctor or specialty** - Search by first or last name, or a specialty, such as "general practice" or "OB/GYN"
 - **Facility name or type of facility** - Enter the name of a hospital or clinic, or types of facilities near you and the support you might need

TO SEARCH AS A GUEST

STEP 1: Visit BlueKC.com

STEP 2: Select Find Care, in the upper right corner of the page

STEP 3: Tell us whether you're getting an employer plan, or shopping for an individual/family plan


STEP 4: Select Your Network under the Select a Medical Network dropdown

STEP 5: Set Your Location by Zip Code

STEP 6: Explore Your Options

*Searching as a guest will not allow you to estimate costs, research condition information, or view treatment timelines

ACCESS YOUR ACCOUNT



Go to **MyBlueKC.com** or download the **MyBlueKC** mobile app to access your health insurance information anytime, wherever you go.